

144/430 MHz FM DUAL BAND TRANSCEIVER

FT-8800R/E

E for European Version

Easy Operation with The Ultimate Dual-Band Mobile
If you're ready for the best in a Dual-Band FM Mobile Transceiver. . .
the Yaesu FT-8800 series is ready for you!

144/430 MHz
DUAL BAND



ACTUAL SIZE

*Simulated LCD display

YAESU
Choice of the World's top DX'ers™

29/50/144/430 MHz
QUAD BAND



FT-8900R
29/50/144/430 MHz Quad Band FM Mobile

HIGH PERFORMANCE

WIDE FREQUENCY COVERAGE

The FT-8800 series provides extended receiver coverage beyond the Amateur bands, so you can keep informed of communications activities in the public safety, commercial, aircraft, and government communications ranges.

INDEPENDENT TWO-CHANNEL OPERATION


The FT-8800 series operates as two radios in one, with either 144 MHz or 430 MHz as the "Main" TX/RX band, with simultaneous monitoring of the other band. Each band has its own Volume and Squelch controls, and you can configure your FT-8800 series for VHF-VHF or UHF-UHF operation, too!



HIGH POWER OUTPUT


To get your message through when it counts, the FT-8800 series puts out a full 50 Watts of power on the 144 MHz band, and 35 Watts on 430 MHz. A thermal sensor monitors heat sink temperature, engaging the rear panel's cooling fan only when needed.

HIGH	MID1	MID2	LOW
50W/35W(430MHz)	20W	10W	5W



OVER 1000 MEMORY CHANNELS

The FT-8800 series provides a wide variety of memory resources, including 512 "regular" memories each band, Five "Home" channels for favorite frequencies, Ten sets of band-edge memories each band, and six "Hyper Memories" which store complete sets of transceiver operating status.



LARGE, EASY-TO-READ LIQUID CRYSTAL DISPLAY (LCD)

Affording easy viewing from a wide variety of viewing angles, the LCD of the FT-8800 series features Yaesu's renowned Omni-Glow™ display illumination, with four illuminations levels available for different operating environments.

CROSS-BAND REPEAT CAPABILITY

For emergency work, or to extend the range of a hand-held unit, the FT-8800 series includes Cross-Band Repeat capability, similar to that pioneered on our popular FT-8100 series Dual Band FM Mobile!

ONE-TOUCH BAND-PATTERN "HYPER MEMORY" FEATURE

To save valuable time when operating a transceiver with the capability of the FT-8800 series, the "Hyper Memory" feature allows you to store a complete set of configuration data for the two bands on which you're operating. Hyper Memory will store not only frequency and tone data, but also Automatic Repeater Shift status, Packet parameters, Scanning mode, and VFO tracking configuration.



VERSATILE SCANNING CAPABILITY

The FT-8800 series lets you scan the memories, the entire operating band, or a portion of the band. The transceiver will stop on signals encountered during the scan, resuming the scan after a time delay or after the carrier drops out. During band scanning, you may configure the FT-8800 series to remain within the current band, or hop to the other band, once the band edge is reached. Dual-frequency "Priority Channel" operation is also provided. And the Programmable Memory Scan feature allows you to set up sub-band limits, so you won't waste time scanning or tuning in the SSB/CW portions of the bands.

50-TONE CTCSS/104-TONE DCS (DIGITAL CODE SQUELCH) TONE SYSTEMS

Providing excellent performance even under difficult link conditions, Yaesu's 50-tone sub-audible CTCSS and 104-tone DCS signaling systems ensure that you have full access to repeater and remote-base inputs, and the built-in CTCSS/DCS decoders allow silent listening on busy channels. Plus you get Tone Search Scanning, which will scan for the tone being received on an incoming signal, allowing you to match tones quickly when operating on a new repeater system.

ARTS™ (AUTO-RANGE TRANSPONDER SYSTEM)

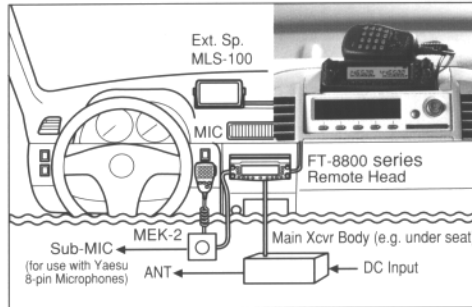
Included in the FT-8800 series is Yaesu's exclusive ARTS™ feature which provides a "hand-shake" with other ARTS™-equipped stations during emergency work. If an "out-of-range" condition exists with, for example, a low-power hand-held unit, ARTS™ will alert the FT-8800 series user so the hand-held's operator can be advised to move to a better location.

USER-PROGRAMMABLE MICROPHONE KEYS

Four programmable keys on the microphone allow you one-touch access to your favorite command functions. The commands available from the microphone replicate the corresponding front panel key functions, and include Band Change, VFO/Memory switching, Home Channel access, 1 MHz frequency steps, Power Output selection, Repeater Reverse, and CTCSS/DCS setup.

CONVENIENT REMOTE-HEAD MOUNTING CAPABILITY

With the FT-8800 series and its optional YSK-8900 Separation Kit, mounting your radio is a breeze even in the tightest locations. The YSK-8900 includes a 20-foot (6 m) remote cable and mounting bracket for the front panel.



SMART SEARCH™ AUTOMATIC MEMORY LOADING

The Smart Search™ feature may be used to load - automatically with no operator intervention - a special memory bank of up to 25 memory channels per band on which activity is detected. Smart Search™ will sweep the band, looking for channels on which activity may be found, and will load busy channels into special "soft" memories.

EASY SETUP FOR FM SATELLITE OPERATION

For operating on FM satellites like UO-14, the versatile memory system of the FT-8800 series allows you to store a set of uplink and downlink frequencies that account for Doppler shift over the entire horizon-to-horizon pass, allowing you to select the optimum uplink/downlink combination effortlessly.

AND MUCH, MUCH MORE!

- Convenient Access to WiRES™ and Other Internet-Linking Systems
- 1200/9600 BPS Packet Capability: Connect your TNC using the optional CT-39A Packet Cable
- Automatic Repeater Shift: Automatically sets the repeater shift within the designated repeater sub-bands
- RF Squelch: Opens the squelch at a user-defined S-Meter level
- Automatic Power-Off (APO): Turns radio off after long periods of inactivity
- Time-Out Timer (TOT): Prevents "Stuck Microphone" from causing lengthy QRM to others
- Battery Voltage Meter: Lets you know if your battery is getting low
- DTMF Auto-Dial Memory: 16 Memories of up to 16 tones each
- Lock Feature for Front Panel Keys & PTT Switch: Prevents accidental transmission or frequency change
- Built-in Duplexer

SPECIFICATIONS

General
 Frequency Range: RX: 108.000 - 520 MHz, TX: 144.000 - 146.000 MHz (or 144.000 - 148.000 MHz), 430.000 - 440.000 MHz (or 430.000 - 450.000 MHz)
 Frequency Steps: 5/10/12.5/15/20/25/50 kHz
 Operating Modes: F3, F2, F1
 Antenna Impedance: 50 Ω, unbalanced (Antenna Duplexer built-in)
 Frequency Stability: ±5 ppm @ 14° F ~ +140° F (-10 °C ~ +60 °C)
 Operating Temperature Range: -4° F ~ +140° F (-20 °C ~ +60 °C)
 Supply Voltage: 13.8 VDC (±15%), negative ground
 Current Consumption (Approx.): RX: 0.5 A (Squelched), TX: 8.0 A (430 MHz), 8.5 A (144 MHz)
 Case Size (W x H x D): 5.5" x 1.6" x 6.6" (140 x 41.5 x 168 mm) (w/o knobs & connectors)
 Weight (Approx.): 2.2 lb (1 kg)
Transmitter
 Power Output: 50/20/10/5 W (144 MHz), 35/20/10/5 W (430 MHz)
 Modulation Type: Variable Reactance
 Maximum Deviation: ±5 kHz
 Spurious Radiation: Better than -60 dB
 Modulation Distortion: Less than 3%
 Microphone Impedance: 2 kΩ
 DATA Jack Impedance: 10 kΩ
Receiver
 Circuit Type: Double-conversion superheterodyne
 Intermediate Frequencies: 45.05 MHz/450 kHz (Left band), 47.25 MHz/450 kHz (Right band)
 Sensitivity (for 12dB SINAD): Better than 0.2 μV
 Squelch Sensitivity: Better than 0.16 μV
 Selectivity (-6dB/-60dB): 12 kHz/30 kHz
 Maximum AF Output: 2 W @ 8 Ω for 5% THD
 AF Output Impedance: 4-16 Ω

Specifications are subject to change without notice, and are guaranteed within the 144, and 430 MHz amateur bands only. Frequency ranges will vary according to transceiver version; check with your dealer.

OPTIONS

MH-42B6JS Hand Microphone	MLS-100 High-Power External Speaker	YSK-8900 Separation Kit	MMB-60 Quick Release Mobile Mounting Bracket	MEK-2 Microphone Extension Kit (for use with Yaesu 8-pin Microphones)	CT-39A Packet Interface Cable	FP-1023 (U.S.A. only) AC Power Supply (25 A)	FP-1030A AC Power Supply (30 A)

About this brochure: we have made this brochure as comprehensive and factual as possible. We reserve the right, however, to make changes at any time in equipment, optional accessories, specifications, model numbers, and availability. Precise frequency range may be different in some countries. Some accessories shown herein may not be available in some countries. Some information may have been updated since the time of printing; please check with your Authorized Yaesu Dealer for complete details.

YAESU VERTEX STANDARD CO., LTD.
 4-8-8 Nakameguro, Meguro-ku, Tokyo 153-8644, Japan

For the latest Yaesu news, visit us on the Internet:
<http://www.vxstd.com>

VERTEX STANDARD <http://www.vxstdusa.com>
 Email: amateursales@vxstdusa.com

US Headquarters
 10900 Walker Street, Cypress, CA 90630, U.S.A.
International Division
 8350 N.W. 52nd Terrace, Suite 201, Miami, FL 33166, U.S.A.

YAESU EUROPE B.V.
 P.O. Box 75525, 1118 ZN Schiphol, The Netherlands

YAESU UK LTD. <http://www.yaesu.co.uk>
 Email: sales@yaesu.co.uk

Unit 12, Sun Valley Business Park, Winnall Close
 Winchester, Hampshire, SO23 0LB, U.K.

VERTEX STANDARD HK LTD. <http://www.vxstd.com.hk>

Unit 5, 20/F., Seaview Centre, 139-141 Hoi Bun Road,
 Kwun Tong, Kowloon, Hong Kong